

HAPPY R-TYPE

LIFTING HEAVY
CARGO FOR
WORLDWIDE
TRANSPORT



GIANT
MARINE

BIG LIFT

HAPPY R-TYPE

HAPPY RIVER, HAPPY ROVER, HAPPY RANGER, ENCHANTER

HATCH OPENINGS AND ALLOWABLE LOADS

HATCH OPENINGS

weather deck	91.0 x 17.7 m
tween deck	87.5 x 17.6 m

ALLOWABLE LOADS

weather deck hatch covers	12.5 t/m ²
tween deck hatch covers	10.5 t/m ²
tank top	20.0 t/m ²

FLOOR SPACE

weather deck	2,450 m ²
tween deck	1,525 m ²
tank top	1,386 m ²

CRANES

2 x 400 mt SWL

COMBINABLE
800 mt

TROLLEY
25 mt SWL

PRINCIPAL DIMENSIONS

Length overall	138.00 m
Length p.p.	127.90 m
Breadth moulded	22.88 m
Summer draft	9.50 m

REGISTRATION

The Netherlands
m.v. Enchanter: Panama

CLASS

Lloyd's X100 A1 XLMC-UMS
LA LNC AA strengthened for heavy cargoes Ice class Finnish/Swedish 1A, Great lakes fitted



MAIN ENGINE

Wärtsilä	8775 kW
Bowthruster	850 kW
Service speed	16.4 kn at draft 7.00 m

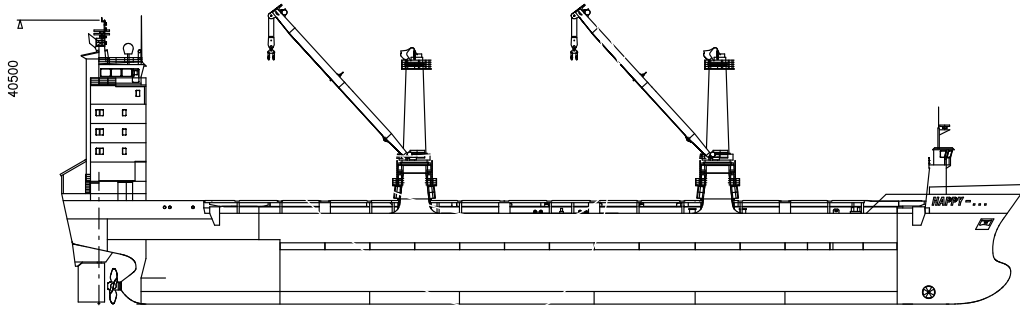
CAPACITY

Grain = bale	17,863 m ³
If tween deck installed	16,338 m ³

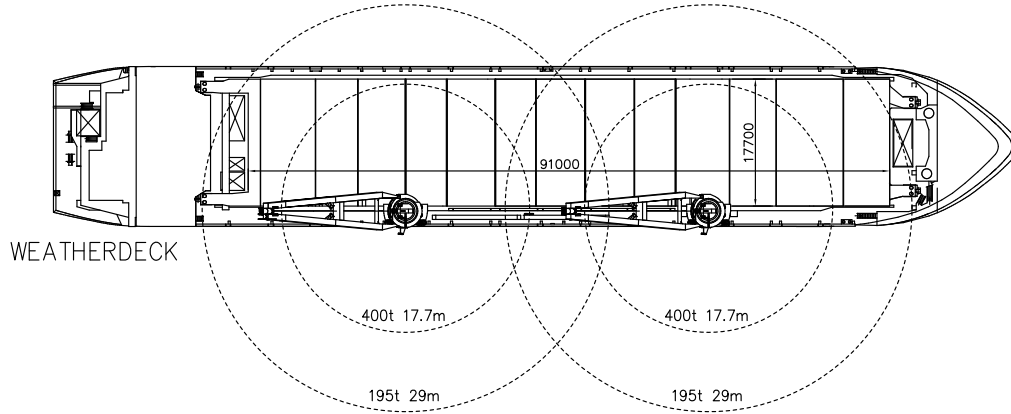
DEADWEIGHT

At Summer (sea water) draft
15,634 mton inc. tween deck hatch covers, pillars

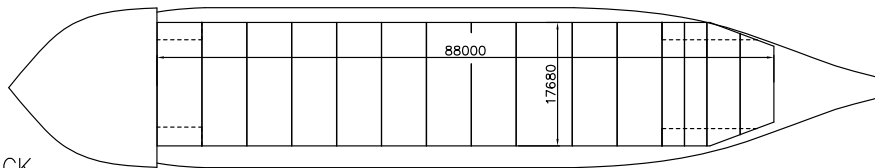
HAPPY R-TYPE



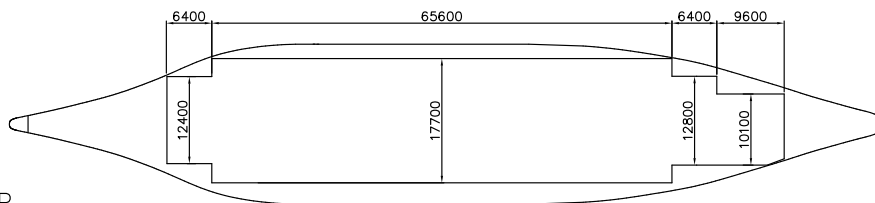
SIDE VIEW



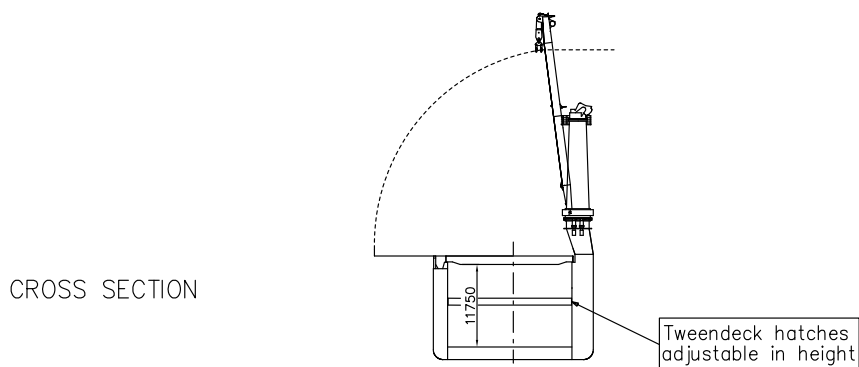
WEATHERDECK



TWEENDECK



TANKTOP



CROSS SECTION

Vessel TC description - m.v. ENCHANTER

General				
type of vessel	General Cargo Heavy Lift vessel			
class	Lloyd's 100A1, CG, *1WS, Ice Class 1A PCWBT (Swedish/Finnish), X LMC, UMS, NAV1, strengthened for heavy cargoes, suitable for timber, deck cargoes and containers in hold and on deck.			
built	1998			
flag	Panama			
port of registry	Panama			
owner	Blue Sky Maritime, Panama			
P&I club;	Japan P&I			
official number	25861-98			
IMO no.	9148116			
call sign	3 FRT 8			
satellite number	telex	335584410 EHRB		
	phone	763475630/1		
	fax	335584412		
Inmarsat "C"	telex	435584410		
	phone	435584420		
	e-mail	enchanter@marine-onair.net		
Tonnage	<u>International</u>	<u>Panama</u>	<u>Suez</u>	
GT	10,990	-	10,744	
NT	5,041	10,151	8,901	
Measurements				
Length overall	138.04	m		
Length between perpendiculars	127.94	m		
Breadth moulded	22.80	m		
Depth moulded	12.95	m		
Width overall (inc. crane platforms)	23.05	m, inc. 30 cm seaway fenders		
Draft Summer (salt)	9.513	m		
Deadweight Summer (salt)	15,634	mton		
Airdraft over keel	40.50	m (cranes down)		
Immersion (average)	26.50	mton / cm		
Floor space weather deck	2,450	m ²		
tween deck	1,525	m ²		
lower hold	1,386	m ²		
Hatches				
1 hold, 1 hatch	partly folding forward/aft; partly lift away, pontoon / rolling type			
hatch opening to tweendeck	91 x 17.68	m		

hatch opening to lower hold	88 x 17.68 m
hold heights	adjustable in steps of 50 cm; can be positioned in 13 different heights
lower hold heights	minimum height in lower hold: 3.425 m
tween deck heights	maximum height in lower hold: 8.925 m
some tween deck pontoons have limitations on height positions.	
total hold height	11.75 m
Deck strength weather deck	4.0 mton/m ²
partly with stanchions	12.5 mton/m ²
tween deck	3.5 mton/m ²
partly with stanchions	10.5 mton/m ²
tank top	20.0 mton/m ²
Cargo facilities	
Cranes	
position	starboard side
frame 116	400 mton SWL at 17.69 m
	or 195 mton SWL at 29.00 m
frame 62	400 mton SWL at 17.69 m
	or 195 mton SWL at 29.00 m
both cranes are equipped with a trolley	37.5 mton SWL
Lifting beams	
capacity / own weight	1 x 800.0 mton SWL / 18.0 mton
	1 x 400.0 mton SWL / 14.0 mton
Mechanical details	
mechanical ventilation	15 air changes per hour
CO ₂	yes
power supply	440 volts, 60 Hz
reefer plugs	up to 800 Kw
Tank capacities	
ballast water	6,135.00 cbm
fresh water	145.00 cbm
HFO	1,309.00 cbm
MGO	184.47 cbm
Lub oil	87.67 cbm
Speed/Consumption	
Speed through water with fuel consumption (inc. shaft generators) basis HFO 380 centistokes RMG 35; wind not exceeding 2 beaufort; calm smooth sea without current:	

Fuel consumption per day in mts (even keel)	abt. 15.4 knots at abt. 30 ton/day abt. 16.4 knots at abt. 36 ton/day		
In port:	abt. 2.0 ton MGO-DMA per day, cargo gear working abt. 1.5 ton MGO-DMA per day, cargo gear idle		
Engine type	Wärtsilä Type 9L 46B 8775 kW, 500 rpm, BHP 11763		
bow thruster capacity	850 kW		
ballast pumps, capacity	2 x 750 m ³ per hour		
Cargo space grain bale	17,863 1525 cbm 17,863	cbm	If tweendeck installed – cbm
container capacity	TEU	FEU	+ TEU
deck	683	298	66
hold	<u>356</u>	<u>159</u>	<u>38</u>
	<u>1,039</u>	<u>457</u>	<u>+ 104</u>
stackloads	deck	60	90 tons
	tweendeck	120	144 tons
	lower hold	120	144 tons
Remarks:	heights upto 9'6": limited space for 45' containers		
Vessel is fully equipped Vessels is partly self-sustained.			

All details are approximate and without guarantee. They must not be used as basis for charter parties or contracts without owner's explicit written authority.

GIANT MARINE

General Agents for BigLift Shipping B.V
3 rue du Maréchal de Lattre de Tassigny
78150 LE CHESNAY
Tel: 01.39.63.37.37
Fax: 01.39.55.81.49
Email: info@giantmarine.com

Mic: **M. Gilles THOMAS**
Email: thomas@giantmarine.com

Mic: **M. Paul-Henri TANON**
Email: tanon@giantmarine.com